

430 / 431

NON INSULATED INSULATED

doorLink
Manufacturing, Inc.®

Grooved Panel 24 Gauge

CARRIAGE HOUSE PANELS



↑ WALNUT | STOCKTON WINDOW



↑ WHITE | STOCKTON WINDOW

Grooved Panel

Constructed of top quality materials, highly detailed grooved panel, deep pebble grain texture, and two coat prefinished paint system all combine to enhance the beauty of your home.

- 24 gauge steel
- 1.0 mil paint with 8 color options
- 6 window options
- R-value 6.85 **431 Feature*
- Vinyl interior skin **431 Feature*



WHITE



ALMOND



DESERT TAN



SANDSTONE




BROWN



GRAY



BLACK



WALNUT

**Colors may vary from actual product*

FEATURES



24 GAUGE STEEL

Hot dipped galvanized steel construction with hemmed inside return rail provides superior strength and durability.



ROLLED SAFETY EDGES ON SECTION JOINTS

Eliminates sharp edges, and provides extra strength.



19 GAUGE HOT DIPPED GALVANIZED STILES

Heavy duty metal stiles give strong rigid support for all hinges, rollers, and operator attachment.



STILES ATTACHED WITH RIVETS

Provides superior strength when compared to common sheet metal joining methods.



TONGUE AND GROOVE MEETING RAILS

For superior strength and better sealing against wind, rain, and snow.



RIGID ALUMINUM RETAINER WITH WEATHERSTRIP

Provides added strength while securing replaceable U-type bottom astragal weatherstrip to help keep the elements out.



DIRECTIONAL WOOD GRAIN PATTERN

Directional wood grain pattern gives the appearance of traditional wood doors.



R-VALUE 6.85

Enhances your home's energy savings, makes your door operation quieter, and reduces exterior noise in your garage.

**431 Feature*



HIGH IMPACT PLASTIC BACK COVER

Protects the insulation, and enhances the interior look of your garage door. **431 Feature*

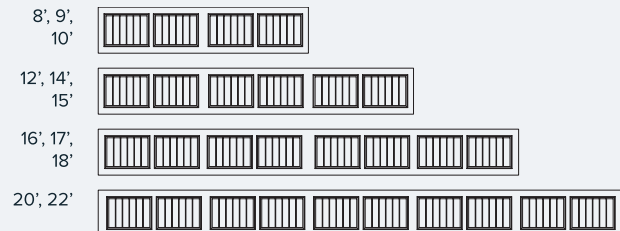


CFC FREE EXPANDED POLYSTYRENE

Environmentally friendly insulation that will not degrade with vibration or time. **431 Feature*

SIZE OPTIONS

WIDTHS:



HEIGHTS: 6'6", 6'9", 7'0", 7'6", 7'9", 8'0"

WINDOW OPTIONS



#287
Stockton Arch



#388
Somerton



#387
Stockton



#588
Wyndbridge



#587
Stockbridge



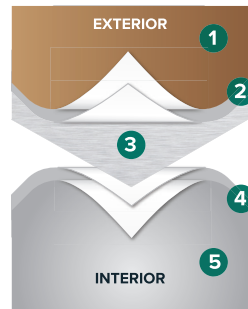
#897
Prairie

WINDOW GLASS OPTIONS

See website for glass options

**Not all glazing options may be available from all distributors. No glazing on 18" sections.*

PAINT LAYERS

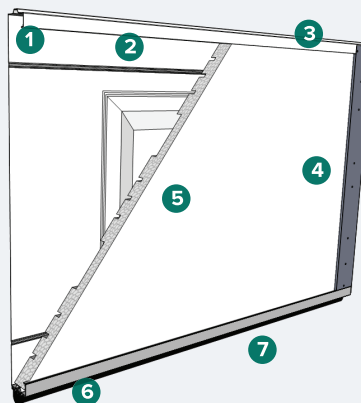


1.0 MIL PAINT SYSTEM

Includes .25 mil rust inhibiting primer and .75 mil exterior top coat that resists fading and chalking, while providing consistent color from panel to panel and more durability.

- 1 Paint - .75 MIL
- 2 Primer - .25 MIL
- 3 Steel
- 4 Primer - .2 MIL
- 5 Paint - .3 MIL

CONSTRUCTION



- 1 Tongue and groove meeting rails
- 2 Hemmed interior rails
- 3 2" thick section
- 4 19 gauge hot dipped galvanized steel stiles
- 5 CFC free expanded polystyrene insulation with vinyl backing (standard on 431)
- 6 Replaceable U-Type vinyl bottom weatherstrip
- 7 Extruded aluminum weatherstrip retainer

**This image is showing 431*